

Flotrex* AP capsule filters

with polypropylene microfiber media



Figure 1: Flotrex AP Capsule Filters

description and use

Flotrex AP Capsule Filters (CFAP) combine the purity and reliability of all- polypropylene construction into a cost-effective filter that exhibits exceptional particle retention and service life. With their range of micron ratings and broad chemical compatibility, CFAP filters are appropriate for a wide range of applications.

features and benefits

- Flotrex AP Capsules Filters have 100% polypropylene construction
- Thermally bonded, gradient density polypropylene microfiber media
- Wide range of absolute micron ratings from 0.65 to 40 microns
- Broad chemical compatibility
- Suitable for both gas and liquid filtration
- Consistent, precise particle retention combined with high loading capacity
- Economic alternative to membrane filters in selected applications
- Ideal for batch or small volume processes

- Optionally available with opaque housings for use with light-sensitive materials

typical applications

- Filtration of fine chemicals used in electronics manufacture
- Filtration of inks, dyes and coatings
- Pre-filtration of pharmaceuticals, biologicals and cosmetics
- Vent and process gas filtration
- Point-of-use water filtration
- Filtration of eyeglass lens monomers

available absolute micron ratings

Available Absolute Micron Ratings Flotrex AP Capsule Filters are available in absolute micron ratings of 0.65, 1.0, 2.0, 3.0, 5.0, 10, 20, and 40 µm.

materials of construction

- Filtration Media: Polypropylene Microfiber
- Support Layers: Polypropylene Microfiber
- Structural Components: Polypropylene

Table 1 details the dimensions and Table 2 shows the operational limits of the Flotrex AP Capsule Filters. Figures 2, 3 and 4 show the test data results of flow performance for the small, medium and large Flotrex AP Capsule Filters using a 10-inch length filter.

Table 1: Dimensions

Capsule Size	Effective Filtration Area	Length**
Small	0.8 ft ² (743 cm ²)	3.5-5.0" (9-13 cm)
Medium	2.7 ft ² (2508 cm ²)	7.6-9.1" (19-23 cm)
Large	5.2 ft ² (4831 cm ²)	11.5-13.0" (29-33 cm)
** Varies with connection style		Diameter: 3.5" (9 cm)

Find a contact near you by visiting www.suezwatertechnologies.com and clicking on "Contact Us."

*Trademark of SUEZ; may be registered in one or more countries.

©2017 SUEZ. All rights reserved.

Table 2: Operational Limits

Maximum Operating Pressure:	80psi (5.52 bar) at 70°F (21°C) in liquid service 55psi (3.79 bar) at 70°F (21°C) in gas service
Maximum Differential Pressure:	60psi (4.14 bar) at 70°F (21°C)
Maximum Operating Temperature:	110°F (43°C) at ≤ 30psi (2.07 bar) operating pressure

additional information

Flotrex-AP Capsule Filters may be sanitized with a variety of commonly used chemical agents. The capsule filters may be repeatedly autoclaved at 250°F (121°C) for up to five, 30-minute cycles.

SUEZ certifies that the materials contained in the Flotrex AP filters meet U.S. requirements for food contact under the applicable regulations in 21 CFR. For further information, contact SUEZ.

Figures 2, 3 and 4 show the test data results of flow performance for the small, medium and large Flotrex AP Capsule Filters using a 10-inch length filter.

SUEZ filter cartridges are designed and manufactured for resistance to a wide range of chemical solutions. Conditions will vary with each application and users should carefully verify chemical compatibility. Consult the ordering information in Table 3 below or contact your SUEZ distributor for more information.

for more information

Call USA Toll free 800-446-8004 or +1-757-855-9000 or contact your local SUEZ representative at www.suezwatertechnologies.com.

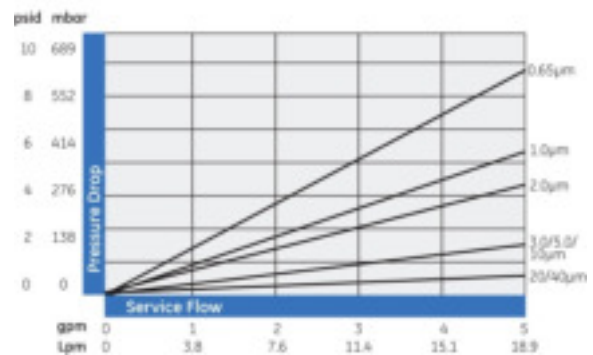


Figure 2: Flotrex AP small capsule flow performance in clean water¹

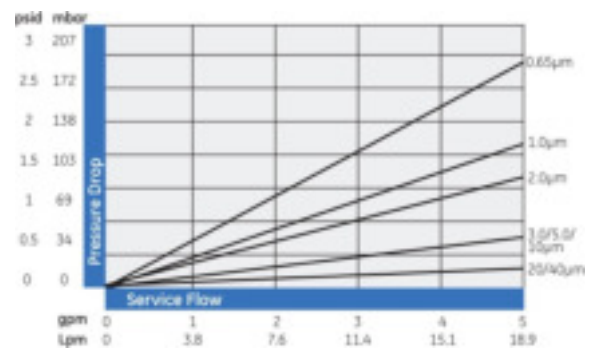


Figure 3: Flotrex AP medium capsule flow performance in clean water¹

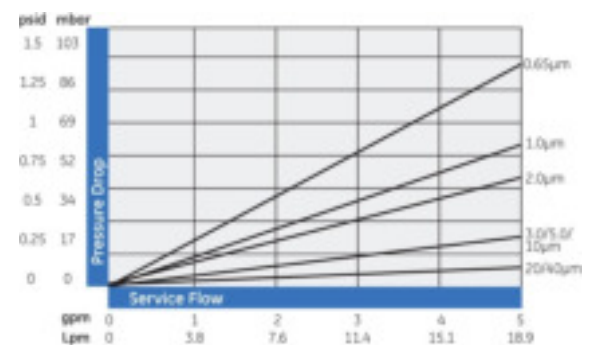


Figure 4: Flotrex AP large capsule flow performance in clean water¹

¹ Data Based on 10-inch length filter

Table 3: Ordering Information

Type	Absolute Micron Rating	Capsule Size	Connections	Housing style
CFAP	96 = 0.65µm 01 = 1.0µm 03 = 3.0µm 05 = 5.0 µm 10 = 10.0 µm 20 = 20.0 µm 40 = 40.0 µm	08 = small 27 = medium 52 = large	L = 1/4" - 1/2" hose barb M = 3/8" hose barb R = 1/4" NPT male W = 1/2" NPT male Y = 1.5" sanitary flange	Blank = Natural polypropylene -O = Opaque polypropylene (1/4in NPT connection only)

